

## TABLE OF CONTENTS

	Page
<b>Thank You for Participating</b> .....	1
<b>First Day Jitters</b> .....	2
<b>What is Fostering?</b> .....	4
<b>Basic Program Guidelines</b> .....	5
Ownership of the foster Greyhound	
Care of the foster Greyhound	
Health treatment	
Help with the placement process	
ID tags	
Greyhound names.....	6
Attending Greyhound functions	
<b>Veterinary and Medical Procedures</b> .....	7
Vaccinations and worming	
Spay/Neuter/Dental/Rabies Vaccination Information	
After the spay/neuter	
Emergencies.....	8
Participating veterinarians.....	9
Routine veterinarian appointments	
Giving medication	
Medications	
Before and during your visit to the vet.....	10
<b>Food, Care, and Training</b> .....	11
Water and feed	
Feeding time	
General care and grooming	
Housebreaking	12
Away training	
Walks.....	13
Backyard safety.....	
Pool safety	
<b>Your Foster Dog and Other Animals</b> .....	14
Socialization	
Getting acquainted	
Introducing the foster Greyhound to your dogs	
Introducing the foster Greyhound to your cats.....	15
Behavior toward small animals	
Possessive behavior	

	<b>Page</b>
Leaving pets home alone.....	<b>16</b>
Greyhound body language	
Dog parks	
<b>The Adoption Process.....</b>	<b>17</b>
Adoption tips.....	<b>18</b>
Bouncebacks	
Recommended reading	

## **APPENDIX**

<b>A - Emergency Numbers &amp; Emergency Veterinarians.....</b>	<b>19</b>
Partner Vets...Los Angeles, Orange, Kern and Riverside Counties....	<b>20</b>
Specialty Veterinarians	
In-Home Passing and Support	
<b>B - Contact Information.....</b>	<b>21</b>
<b>C - Foster Dog Profile Information.....</b>	<b>22</b>
<b>D - FAQs...Frequently Asked Questions.....</b>	<b>23</b>



## **Thank you for participating in our Greyhound Foster Program.**

---

Families who will open their homes to a new dog and provide training and socialization are the heart of our program and are crucial to the adoption process. We will support you in every way we can to make your fostering experience a rewarding one.

As a foster family, you are a representative of FastFriends Greyhound Adoption CA. Inc., a Retired Racing Greyhound welfare organization. As such, when you represent us, please do not take a position...pro or con...on Greyhound racing.

We hope you will read this manual with an eye toward continuing to improve our Foster Program, sharing ideas and knowledge. Many of you may already know much of this material, but these guidelines are developed and reevaluated periodically to ensure that every aspect of fostering goes as smoothly as possible, both for you and your foster dog. Please feel free to make suggestions that you think would help other foster families.

Again, thank you for participating in our Foster Program. We hope you will enjoy teaching your foster dog how to retire to a life as a lovable, loyal, well-behaved family pet.



## First Day Jitters

---

This is a whole new experience for you and the Greyhound. We have outlined a few suggestions from our experienced foster families that should make your experience easier. These are all things that will be discussed with you and explained fully elsewhere in this manual, but repetition never hurts.

The first night may be a little rough. The dogs have just been taken from the security of their crates, poked, hissed at, bathed and taken for what could be their first car ride to a strange and quieter place away from the throngs of Greyhounds they are used to. Having other dogs in your home may help make the transition easier, but it is not impossible to bring a Greyhound in as an only dog.

- ❖ Make introductions with your other pets. Have dogs greet each other in an outside neutral area, letting your dog invite the new kid in.
  
- ❖ Introduce cats inside, keeping the Greyhound leashed and muzzled. Let your cat hiss and growl. When the cat runs off and the Greyhound wants to follow, give his leash a slight jerk and say, "No." Praise him for backing off or ignoring the cat. Keep a close watch and be ready to intervene if the dog appears to be too interested in watching the cat. Praise him for staying put.
  
- ❖ Keep the dog on a leash at least the first afternoon and evening. Walk him through the house directly into the back yard and let him know where his bathroom spot is. Let him sniff around and praise him if he goes. Take him back in the house and explore! Sniff around a couple of rooms and then go back outside, back in to explore some more and then back outside. If he looks as if he is going to lift his leg, or squat, jerk on the leash, say, "No," and walk back outside.

- ❖ Don't let the Greyhound have access to the whole house for the first day or two. Don't let him out of your sight and let him get used to his new kennel space (your home) gradually.
- ❖ It may be hard for your new foster to settle down because he is used to having the security of the kennel around him. Having an xo pen or crate on hand may be a good idea. Take your cue from the dog. If he comes in and immediately climbs on the couch, you probably won't have any problem. However, if the dog seems restless and uneasy, invite him into the xo pen or crate. A good long walk the first evening will help relax and tire the dog. Putting him in the xo pen near your bed at night will help him feel more secure.
- ❖ Check out the packet of pills and instruction sheet you were given when you picked up your foster dog.
- ❖ Warm water and a little wet food mixed in the dry kibble will help keep your foster dog from gobbling too much kibble and choking. Their track menu is very different from what they will now be eating.




## What is Fostering?

An ex-racing Greyhound enters your life for a few weeks...usually 4-6 weeks, although some dogs have been in foster care for longer or shorter periods of time...some never leave...that's when the foster family falls in love with and adopts the dog!

As a foster parent you are responsible for teaching your foster Greyhound:

- ❖ housebreaking
- ❖ walking on a leash
- ❖ responding to his/her name
- ❖ appropriate indoor and outdoor behavior
- ❖ proper interaction with other pets
- ❖ playing with children and adults



Your foster must be kept indoors as a house pet. Greyhounds have very little fur or body fat to shield them from high or low temperatures. They have always been kept indoors in temperature-controlled kennels, and are accustomed to being inside around people.

Your foster's personality will slowly develop and bloom. We will call you to get a profile of the dog's personality and traits so that we can match him or her with the right adoptive family.



Remember we are only a phone call away if you have questions or need advice, **see Appendix B Contact Info...page 21.**

## Basic Program Guidelines

---

### Ownership of foster Greyhounds

All foster Greyhounds are the sole property of FastFriends and shall be returned to FastFriends upon request, or if the foster parent is unable to adequately care for the Greyhound.

### Care of the foster Greyhound

Foster parents must provide the foster Greyhound with:

- ❖ good food
- ❖ fresh water
- ❖ love and affection
- ❖ soft and comfy beds and pillows
- ❖ LOTS of guidance, supervision and training!



### Health treatment

FastFriends will provide routine and emergency veterinary care through select veterinarians. Foster Greyhounds are not to be treated by unauthorized veterinarians, except in case of emergency. See Emergency Numbers and Veterinarians ...**Appendix A** ...**page 19**

### Help with the placement process

Foster parents play an important role in the placement and adoption process, and may be asked to be available to talk to and meet with prospective families.

### ID tags

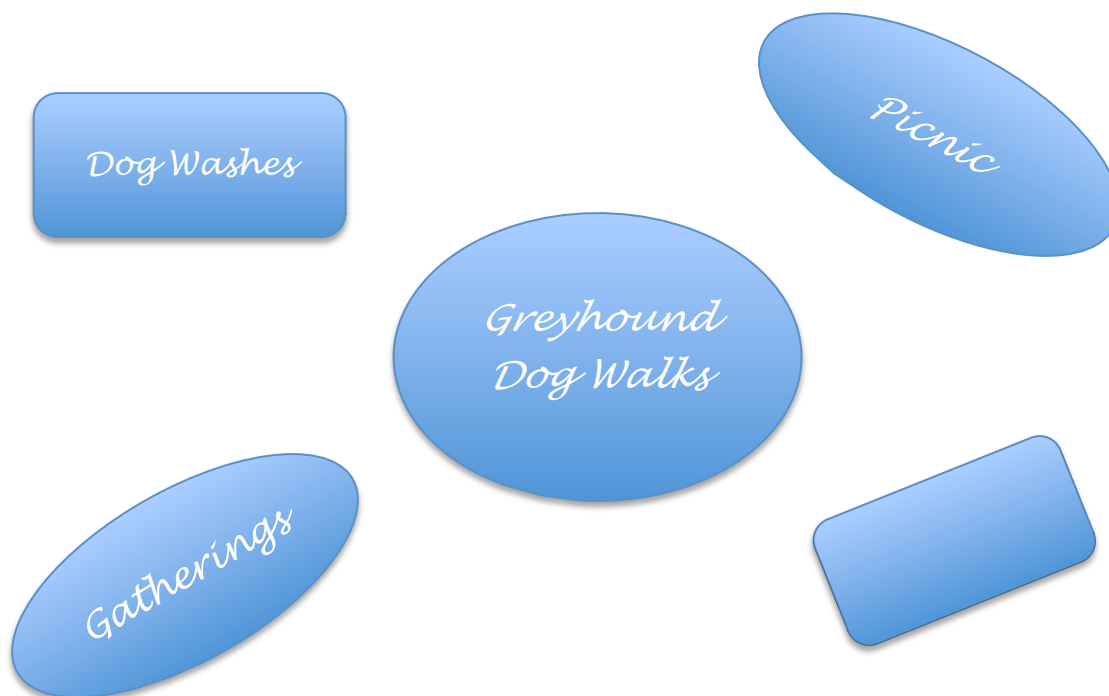
Make sure your foster wears his or her Greyhound collar with the FastFriends tag at all times. You might also have a tag made that says, "FastFriends Foster" along with your own address and/or phone number. If your foster dog gets loose, call Joyce McRorie immediately at 562-694-3519 or 800-298-5743.

**Greyhound names**

You may call your Greyhound any nickname you like while you are at home. However, when you are in official situations, such as when you visit the vet or talk to potential adopters, please use the name that FastFriends gave your foster dog. A foster dog with the wrong name creates problems for those of us who keep the official records. For example, when we contact the vet for test results, it causes confusion if you listed the dog under a different name and no one can find the medical files. Potential adopters will refer to the dog by its FastFriends name also; so please be sure to use the FastFriends name in these official situations.

**Attending Greyhound functions**

Foster families are encouraged to attend any and all Greyhound functions with their foster dogs. The Greyhounds that have been adopted and are now pets make great sales dogs for their kind, and the foster dogs give a prospective family the opportunity to actually begin picturing themselves with their very own Greyhound.





## **Veterinary and Medical Procedures**

**See Emergency Numbers and Veterinarians in Appendix A...page 19**

---

### **Vaccinations and worming**

All Greyhounds receive routine vaccinations (DHPP, Corona, Bordetella), Heartworm testing, and initial worming before being placed in a foster home.

### **Spay/Neuter/Dental/Rabies Vaccination Information**

While in foster care, the Greyhounds will be scheduled for a sterilization surgery and teeth cleaning. At this time they will receive a Rabies vaccination along with any other medical procedures that may be needed.

- ❖ Either the Foster Coordinator or Joyce McRorie will call you when it is time to release your foster dog for spay/neuter, teeth cleaning and a 3 year Rabies inoculation.
- ❖ **USE ONLY THE FASTFRIENDS NAME FOR THE DOG WHEN MAKING THE VET APPOINTMENT** no matter what nickname you are using at home.
- ❖ **ON THE DAY YOU MAKE THE APPOINTMENT EMAIL, TEXT OR CALL THE FOSTER COORDINATOR WITH THE DATE AND PLACE OF THE APPOINTMENT SO THAT BLOODWORK CAN BE SENT TO THE VET IN TIME FOR THE SURGERY.**
- ❖ The participating vets listed on our website with a **star \*** next to the name, are the only vets you are to use for this surgery.
- ❖ When you return to the vet's office to pick up your foster dog, **be sure to ask that the Sterilization Certificate and the Rabies Certificate be emailed to Joyce McRorie at [gpa.ocgla@verizon.net](mailto:gpa.ocgla@verizon.net)**

### **After the Spay/Neuter**

- ❖ Rest and relaxation are the keys to a speedy recovery. Give your dog a quiet place to themselves.
- ❖ **No running or jumping for 10 to 14 days. Leash walks only.**
- ❖ No baths for 14 days following surgery.

Check the incision area daily for swelling, redness, bruising, or bleeding. For males, make sure the scrotal area is flat. If the sac appears swollen or full, apply a warm compress to the area for 5 minutes, 3 times a day. If the swelling increases, call Joyce McRorie... 562-694-3519, or the Foster Coordinator.

- ❖ Do not let the dog chew or lick the stitches. Use an e-collar if necessary.
- ❖ When your foster dog comes home the day of the surgery, **if he/she vomits, DO NOT FEED**, but make water available. If your foster dog **doesn't vomit, feed half the amount of its regular food...soft food is best.**
- ❖ The mouth may be sensitive due to teeth cleaning, so feed soft foods for a few days.

IF YOU SUSPECT A PROBLEM, report any complications or suspicious conditions immediately to Joyce McRorie...562-694-3519 or the Foster Coordinator... **see Appendix B Contact Info...page 21.**

- ❖ TO CHECK YOUR DOG'S TEMPERATURE, use a baby or a rectal thermometer. Lightly coat with petroleum jelly and gently slide the thermometer a little more than halfway into the rectum. Hold for 2-3 minutes. If the temperature is over 103<sup>o</sup>, call Joyce McRorie...562-694-3519 right away. (Normal temperatures for dogs and cats are between 100.5<sup>o</sup> and 102.5<sup>o</sup>.) A warm, dry nose is not necessarily a sign of fever, so use a thermometer to be sure.
- ❖ TO ADMINISTER MEDICATION, disguise a pill inside some peanut butter, cream cheese, canned food, or something the dog really likes. Pop this into his mouth or serve in his food dish. For liquid medication, tilt the dog's head up and use a syringe or spoon to pour the liquid down the throat.

### **Emergencies**

In the event of an emergency, get veterinary care immediately, with the dog's health and safety first and foremost. If the dog can be transported to a participating vet...**See Appendix A...page 19-20...** without endangering its life or health, please do so. If this is not possible, obtain care by the best means available. If anesthesia is required, be sure the vet is familiar with Greyhounds and anesthesia. Notify Joyce McRorie...562-694-3519 and the Foster Coordinator of an emergency as soon as you can... **see Appendix B Contact Info...page 21.**

**Participating veterinarians**

- ❖ Arrangements for minor medical care are made by Joyce McRorie and scheduled with participating area veterinarians who provide services to FastFriends at a reduced cost. Since we are a non-profit organization, we are not in a position to reimburse foster families for routine medical care provided by their personal vets, if that care could have been provided by one of our participating vets.

**Vet Appointments...other than spay/neuter/dental**

- ❖ Joyce McRorie...562-694-3519...is responsible for approving and arranging vet appointments. Please call her if your foster dog is vomiting, having diarrhea, bleeding, limping, refusing to eat or drink, having seizures, or in any way seems to have a minor/routine problem.

**Giving medication**

The foster family will, when necessary, administer medication and follow veterinary instructions regarding the recovery and care of the foster Greyhound.

**Medications****R<sub>x</sub>**

For those of you who are new, FastFriends buys the more frequently used medications in bulk. If a vet prescribes any of the following for your foster dog, please ask for the prescription form so we know the drug and the dosage. Do not get them from the vet's office, but call either Joyce McRorie...562-694-3519 or the Foster Coordinator... **see**

**Appendix B Contact Info...page 21.**

- ❖ Cephalexin (Keflex)
- ❖ Metronidazole (Flagyl)
- ❖ Soloxine
- ❖ Doxycycline
- ❖ Clavamox
- ❖ Non-steroidal anti-inflammatory

**Before and during your visit to the vet**

Please remember that all of our participating vets provide their services at a discount. Some vets don't even charge us for office visits. We are very fortunate that they are so generous with their services.

With this in mind, please follow these procedures:

- ❖ Bathe your foster dog the day before the spay/neuter appointment. A clean, flealess dog is much more welcome in the hospital surgical and boarding areas.
- ❖ Be patient and polite to everyone you encounter. If we in any way seem ungrateful, rude, or impatient, the hospital could decide to terminate the services it provides. We can't afford to do this to our dogs.
- ❖ Remember to take your Foster Dog Information Sheet that you received on Retirement Day so that the vet will be sure of vaccinations and date given, procedures desired, and medical conditions previously noted.

If you are dissatisfied with any treatment or situation that arises while you are visiting a vet, please remember that in this situation you are a representative of FastFriends. What you do or say reflects directly on our group. Please do not argue or make a scene. Instead call Joyce McRorie...562-694-3519 or the Foster Coordinator as soon as possible and explain the situation... **see Appendix B Contact Info...page 21.**



## Food, Care, and Training

### Water and feed

Provide access to fresh, clean water at all times. Feed a high-quality kibble. You may need to mix water and wet food with the kibble to avoid gagging on dry food alone. Reduce the risk of bloat by feeding twice a day in smaller quantities than would be required for once a day feeding.

### Feeding time

When feeding your new foster dog, never do so close to your own dogs. They may be protective of their food bowls. Feed the foster dog in a separate room or area and SUPERVISE.



### General care and grooming

Greyhounds need to have their teeth brushed **daily** after their teeth were cleaned by the Vet. Use a soft bristle toothbrush. Wet the bristles and bend them with your thumb to make the bristles pliable. Apply toothpaste made for dogs onto the toothbrush. Show them the brush, gently lift their lips and touch the gums with it. Allow them to play with the brush and chew on it. No pressure! Gently use a circular motion while brushing the teeth. Allow the dog to get used to having their teeth brushed, this may take a week or two for the dog to get used to the toothbrush. Be positive and reassuring to the dog and finish by telling them what a good dog they are.

**DO NOT USE FLEA COLLARS.**

Groom & check your foster dog frequently for cuts, scrapes, fleas and ticks. Provide necessary treatment...flea spray, flea combing, Neosporin, etc. Make sure that any flea products you use are labeled as safe for puppies and kittens.

**Housebreaking**

Housebreak and train your foster Greyhound to use a dog door, if you have one.

Greyhounds come from the track crate trained. The transition to house training is usually accomplished in a day or two.

- ❖ When you are at home the first 24-36 hours, keep the dog with you on a leash so that you can catch him or her in the act of having an accident. Correct the dog with a firm, "NO!" and take him or her outside. When the dog goes outside, praise profusely.
- ❖ When you are not at home, confine the dog to a room he/she is familiar with and feels comfortable in.
- ❖ Never correct a dog if you didn't catch him in the act; dogs aren't able to connect your correction with an action that took place even minutes before.
- ❖ Do not allow the dog free run of the house until you are sure that he or she is completely housebroken.

**Away Training**

- ❖ Begin your "away training" the next day, by calmly leaving the house when he is quiet. Remain outside the door for 5 minutes and return in a quiet manner making sure you have not made a big deal of reentering the house. Repeat this by extending the period of time you are outside. When you have successfully left him for 20 minutes or more, you've completed the job. If you're experiencing difficulty in away training, call Joyce McRorie at 562-694-3519.

**Walks**

Take your foster dog for walks and teach him/her to stroll calmly on a leash. For dogs that pull excessively, call Joyce McRorie...562-694-3519. Be sure to point this out to the Profile Coordinator...when you are called for a profile on your foster dog.

**Backyard safety**


Outdoors, Greyhounds can work up a fairly good speed, even in a small yard. Look for small stumps or pipes that could break or dislocate a toe, or sharp broken branches at Greyhound eye level. Also check for poisonous plants. Some of the more deadly ones are:

- ❖ Yew
- ❖ Mistletoe
- ❖ English Holly Berries
- ❖ Philodendron
- ❖ Jerusalem Cherry
- ❖ Azalea
- ❖ Rhododendron
- ❖ Foxglove
- ❖ Water Hemlock
- ❖ Milkweed
- ❖ Rattlebox
- ❖ Corn Cockle
- ❖ Jimson Weed
- ❖ Jessamine
- ❖ Oleander
- ❖ Castor Bean

**Pool safety**

If you have a pool, be aware that although dogs are natural swimmers, they cannot pull themselves up the side of a pool. It is imperative that you introduce your foster dog to the pool immediately. Your foster probably has never been in water over its head and does not naturally swim.

When your foster dog is in the pool, calmly guide him to the steps and show him how to get out. Do not leave him unsupervised in the back yard until you are certain he can get out of the pool by himself.



## **Your Foster Dog and Other Animals**

---

### **Socialization**

SUPERVISE and socialize your foster dog with your own Greyhounds, dogs, cats, and children. Remember, your foster dog has been a racing machine thus far in its life. Your mission is to show this dog how to relax and be a good family pet.

### **Getting acquainted**

Take precautions while you are getting to know the dog's personality, especially when he or she is around other animals and children. Introduce them to one another slowly. NEVER leave the foster dog alone with cats, small pets, children, or other dogs that have behaved aggressively or dominantly.

### **Introducing the foster Greyhound to your dogs**

- ❖ Have them meet on neutral territory; for example, introduce them on the sidewalk in front of your house or down the block.
- ❖ Keep the foster dog on a short leash close to your side. Bring out your dogs one at a time. Do not let them rush the new dog. Observe the reaction of the new dog and of your own dogs. Watch for signs of aggression and/or dominance:
  - head and tail held high, stiff and rigid
  - tail held high and wagging stiffly
  - raised hairs along the spine from shoulders to tail
  - growling or snapping of teeth
  - one dog attempting to mount the other dog

Immediately correct any show of aggression with a very firm, "NO!"

- ❖ With leashes still on, let them sniff and greet each other, then take them around your property and into the house.

If all dogs are behaving well with each other, you may remove leashes, but continue to monitor and supervise. Do not leave dogs alone unattended until you are 100% positive that all are getting along well.



**Introducing the foster Greyhound to your cats**

Introduce the foster dog to your cat indoors with the Greyhound muzzled and leashed. Hold the leash tightly in your hand. Leave the cat on the floor. Walk slowly toward the cat. If the dog pulls or lunges, give a sharp pull on the leash and shout, "NO!" Keep the dog on a leash for the first few days when the cat is present. Correct the dog every time it shows interest in the cat. A spray bottle with water is helpful.

If you observe any of the following signs please inform the Foster Coordinator immediately... **see Appendix B Contact Info...page 21.**

- ❖ teeth clicking or snapping and ears alert
- ❖ fixed gaze or stare that cannot be broken
- ❖ trembling or lurching

**Behavior toward small animals**

NEVER allow the foster dog to run and play with cats or small dogs...indoors or outdoors. Play can turn to hunt in a flash, and no cat or small dog is fast enough to get out of the way of a determined Greyhound.

**Possessive behavior**

The foster dog may be possessive of food, toys, and space at first. Your own dogs may begin to exhibit possessive behavior. Do not leave dogs unsupervised with food, rawhides, toys, etc. Correct all possessive behavior.

**Leaving pets home alone**

Before you leave home, separate the foster from other animals by leaving it in its own room or a crate. A baby gate works best to separate dogs. Once you have observed dogs behaving appropriately in your presence, you may leave them together.

### **Greyhound body language**

With careful observation, you can still see the wolf in your dog. Wolves and dogs depend upon facial expressions and body language in social interactions.

- ❖ A yawn is often a sign of nervousness. Drooling and panting can indicate extreme nervousness.
- ❖ A wagging tail, lowered head and exposed teeth upon greeting is a sign of submission.
- ❖ The combination of a lowered body, wagging tucked tail, lowered ears, urination, and perhaps rolling over, is a sign of extreme submission.
- ❖ Raised hackles indicate wariness or perhaps simply a chill due to cold weather.
- ❖ The combination of exposed teeth, a high, rigidly held tail, raised hackles, very upright posture, stiff-legged gait, direct stare, forward pricked ears, and perhaps lifting its leg to mark a tree indicates very dominant, threatening behavior.
- ❖ The combination of a wagging tail, front legs and elbows on the ground and rear in the air, with or without vocalizations, is the classic "play-bow" position, an invitation for a game, time for a romp.

### **Dog parks**

FOSTER DOGS ARE NOT TO BE TAKEN TO DOG PARKS for the following reasons:

- ❖ Many of these foster dogs are not safe with smaller animals. A few of them have been involved in incidents at dog parks, and there have been some incidents with dogs already adopted into homes. We are concerned about potential liability if a foster dog injures or kills another dog at such a park.
- ❖ Although the risk of injury to a foster dog at a dog park is minimal, it is a concern.
- ❖ Small and medium dogs, and the reputation of Greyhounds as pets, are at risk if you take your foster dog to a dog park.
- ❖ Dog parks are a primary source of kennel cough.

Should you take your foster dog to a dog park when we have requested that you not do so, FastFriends will expect you to be responsible for any legal, financial, and medical problems that occur.

## The Adoption Process

---

While the foster Greyhound is in your care, Placement Representatives will be making home visits to prospective adopters and attempting to find the perfect match for your dog. For this reason, it is important that you keep the Profile Coordinator up-to-date regarding your foster dog's personality, behavior, habits, health and idiosyncrasies... **see Appendix B Contact Info...page 21.**

When your foster dog's profile matches an adopter's profile, you will be contacted by that family for more information. We recommend a phone conversation first, followed by a visitation. Help the prospective adopters interact with your foster dog and show him or her off to the best of your ability.

After the visit, contact the Placement Rep and describe the meeting, how the people and the dog reacted to each other, your feelings and observations, and any comments you have regarding the potential adoption.

The Placement Rep or designee will complete the adoption paperwork at your home or at another location. You may or may not be asked to help transport the foster dog to the adoption location. We would appreciate it if you would bathe the foster dog and check him for overall cleanliness...eyes, ears, teeth...before turning him or her over to the new family. Wash or replace the collar and leash if they have become soiled or damaged.

You are encouraged to stay in contact with the family who adopts your foster and assist them with any transition problems that might occur. Inform the Placement Rep of any problems the new family may be experiencing. We would also like the new families to become part of our volunteer Greyhound group.

### **Adoption tips**

Exposure, exposure, exposure. Take your foster dog everywhere you possibly can, like one of the greyhound walks listed on the website. Show off the dog's positive traits, and work on correcting any bad habits. Another tip that you might not have thought about is: What you say about your foster dog and Greyhounds in general has a great impact on potential adopters. Emphasize your dog's positive qualities, cute expressions, and delightful personality.

### **Bouncebacks**

A "bounceback" is a dog that has been adopted and is returned to us. When we get a lot of bouncebacks, it makes it harder for us to bring in more dogs from the track. Some of the most common reason dogs bounceback are:

- ❖ housebreaking problems
- ❖ separation anxiety
- ❖ inappropriate behaviors such as jumping on furniture, people and counters, or excessive pulling on the leash

As a foster parent, you can help! Make sure your foster dog is housebroken. Practice leaving the dog home alone so it gets used to a working person's schedule. Correct undesirable behaviors such as:

- |           |                        |
|-----------|------------------------|
| ❖ jumping | ❖ counter surfing      |
| ❖ digging | ❖ chewing              |
| ❖ marking | ❖ pulling on the leash |

Your goal as the foster parent, is to have the dog "graduate with honors" into its new home.

### **Recommended reading**

*Adopting the Racing Greyhound*, Cynthia A Branigan---*Greyhounds: A Complete Owner's Manual*, D. Caroline Coileo---*Living With More Than One Dog*, Carol Cronano---*Childproofing Your Dog*, Brian Kilcommons & Sarah Wilson---*Good Dogs, Bad Habits*, Jean Carlsono---*5,000 Years for a Single Purpose*, Stuart McLean-- *The Dog Listener*, Jan Fennell

## Appendix A – Emergency Numbers and Veterinarians

---

### IN CASE OF EMERGENCY

Contact Joyce McRorie...562-694-3519. If you cannot reach her, and there is a life-threatening emergency, take your foster dog to the nearest emergency animal hospital. Please do your best to reach Joyce before making that decision.

### Emergency Vets

**\*California Animal Specialty  
& Emergency Hospital**

1400 N. Burton Place  
Anaheim, CA 92806  
(657) 999-1150

**\* Pacific Care**

2572 White Road  
Irvine, CA 92614  
(949) 653-2846

**\* Blue Pearl Pet Hospital**

1371 Reynolds Ave.  
Irvine, CA 92614  
(949) 833-9020

**Yorba Regional Animal Hospital**

8290 E. Crystal Drive  
Anaheim, CA 92807  
(714) 921-8700

**Animal Ambulance, Inc**

1-866-4PET-911

**FastFriends  
\*Partner Vets**



**\*Orange County**

**\* Circle of Friends Veterinary Hospital**  
17532 Yorba Linda Blvd.  
Yorba Linda, CA 92886  
(714) 792-0049

**\* Marina Hills Animal Hospital 30521**  
Golden Lantern Suite A Laguna Niguel, CA  
92677  
(949) 495-2224

**\* Sunrise Pet Hospital**  
8285 E.Santa Ana Canyon Rd.  
Anaheim Hills, CA 92807  
(714) 283-0227

**\* Villa Park Animal Clinic 17859**  
Santiago Blvd., Suite A  
Villa Park, CA 92861  
(714) 998-4322

Yorba Regional Animal Hospital  
8290 E. Crystal Drive Anaheim, CA 92807  
(714) 921-8700

**\*Los Angeles County**

**\*Crescenta Canada Pet Hospital**  
3502 Foothill Blvd.  
La Crescenta, CA 91214  
(818) 248-3963

**\*Baldy View Animal Hospital**  
1497 Foothill Blvd.  
La Verne, CA 91750  
(909) 596-7771

**\*Riverside County**

**\* Lincoln Plaza Veterinary Hospital**  
2955 Van Buren Blvd  
Riverside , CA 92503  
(951) 359-0363

**\* Murrieta Oaks Veterinary Hospital**  
40414 California Oaks Rd, Ste G  
Murrieta, CA 92562  
(951) 677-7007

**For Specialty Vets Please consult our Website**

## Appendix B – Contact Information

Joyce McRorie, President	562-694-3519	gpa.ocgla@verizon.net
Tom Marinello, Vice-President	424-242-4739	tom@marinellonet.com
Gail Brenner, Treasurer	714-392-3216	gailbgrey@att.net
Marcia Hall, Director, Profile Coordinator	562-699-4444	marcihall@earthlink.com
Susan Shelley, Foster Coordinator	310-291-5524	suzewriter@gmail.com
Terry Marinello, Placement Coordinator	310-835-3012	terrymarinello@gmail.com
Mary Stuart, Secretary		QueenScott@aol.com
Cassandra Gray, Director	909-800-6511	cassjgray@icloud.com
Dena Bergman, Director	562-421-1149	dena@allspecfasteners.com
Cindy Rayburn, Director	714-396-3451	crayburn@icloud.com
FastFriends 800 Number		800-298-5743



### APPENDIX C - Foster Dog Profile Information

---

After you have had your new foster dog for 10 days or so, you will receive a call to begin the profiling process. Please be thinking about the items below regarding your foster's personality, habits, etc. The more you bring your foster with you outside the home, introducing him to new experiences with people and places, the more confident and socialized your foster will be.

- CALL JOYCE McRORIE...562-694-3519 or the FOSTER COORDINATOR IMMEDIATELY IF YOU ARE AWARE OF ANY MEDICAL ISSUES WITH YOUR FOSTER THAT NEED TO BE ADDRESSED... **see Appendix B Contact Info...page 21.**
- Date and place of neuter/spay.
- List of medications given if any have been prescribed.
- Describe your foster's general nature/personality.
- Describe how your foster is with people, children, other dogs, small dogs in particular, and cats.
- Foster's behavior on walks?
- Does your foster show any possessive issues?
- How does your foster show an affectionate nature?
- List of public places the dog has been.
- SOMETHING TO THINK ABOUT: What funny, unique, or cute story can you tell about your foster?

As you get acquainted with your foster, please take candid photos of him/her and send them to Susie Shelley, the Foster Coordinator, the sooner the better! ... **see Appendix B Contact Info... ...page 21.** These candid shots are a real treat for those looking at our website for a Greyhound of their own.

Call the Profile Coordinator if you have questions regarding the profiling process.



## Appendix D – FAQ Frequently Asked Questions

---

Here are answers to common questions we receive from foster families. Please take the time to familiarize yourself with our policies and procedures regarding common situations. REMEMBER: If you are not sure what to do in a situation, it is always best to do nothing until you have contacted Joyce McRorie...562-694-3519 or the Foster Coordinator... see **Appendix B Contact Info...page 21**.

❖ **Q: What do I do if another foster family asks me to foster their dog and I already have a foster dog?**

**A:** Tell the person to contact Joyce McRorie...562-694-3519 or the Foster Coordinator who will help address any problems the foster parent may be having. They will know whether or not there are any foster home openings. Under no circumstances should you take the foster dog without authorization from one of the above.

❖ **Q: What do I do if another foster family asks me to take their foster dog for only a few days, say, while they go away for the weekend?**

**A:** Again, you should tell the person to contact Joyce McRorie...562-694-3519 or the Foster Coordinator for appropriate advice about what to do with the foster dog.

❖ **Q: Someone called and asked to borrow my foster dog for a few days. Is this OK?**

**A:** Make sure the move has been approved by Joyce McRorie...562-694-3519 or the Foster Coordinator.

❖ **Q: I just got a call from a placement rep who is referring a family to come see my foster dog. No problem, right?**

**A:** No problem at all. Set up the time with your placement rep.

❖ **Q: When I took my foster dog to the vet, the vet recommended a blood panel and other tests. It sounds reasonable to me...how should I respond to the vet?**

**A:** ALL medical, except for emergency life-saving procedures, must be approved by Joyce McRorie...562-694-3519.

❖ **Q: I was out walking my foster dog the other day and met the most wonderful couple...they instantly fell in love with my dog! I told them that if they filled out an application right away, they could adopt my dog. Did I do the right thing?**

**A:** By all means, encourage them to seek further information from our website at [fastfriends.org](http://fastfriends.org) and fill out an application. However, MAKE NO PROMISES to anyone regarding your foster dog or any other. You have no way of knowing how many applications are being acted upon or which dogs are available.

**Q: I know the perfect family for my foster dog. Can I take him over to their house to see how they'll get along?**

**A:** Only trained placement reps should be doing home visits.